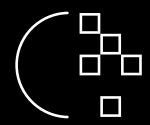


Advanced Multi Dimensional Operational Environment Visualization and Screening System

Revolutionize big data: Creating immersive data visualizations has become fast and easy! Create data dashboard products in minutes with a new zero-code constructor!


Solution



Customizable branding to align with clients' unique identities



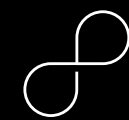
API to embed the visualizations to any of your apps for desktop & mobile apps



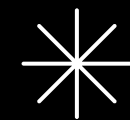
AR/VR support is actively developed for further engagement of the users




Enhanced data understanding through immersive 3D visualization and easy to use dashboard constructor allows you to easily setup data slices for your visualizations in a few clicks. Revolutionary What-You-See-Is-What-You-Get editor allows for an intuitive workflow and helps you avoid mistakes.




Scalability to handle large datasets with visualizations that adapt to any amount of data in real time on your screen allows you to fit any amount of data on your screen and show it in an intuitive way



Streamlined decision-making with real-time data insights gives you the opportunity to react faster and more accurately in a rapidly changing world of information





Unleash the power of new data dimensions with Advanced Multi Dimensional Operational Environment Visualization and Screening System.

www.dkv.global

products@dkv.global

Usage

Financial analytics and risk management systems

Use charts with thousands of companies divided into categories, grouped by the most important financial indicators, presented on one screen in a convenient way.

Healthcare data visualization for medical research and patient care

Dozens of filters make it easy to screen for and highlight datapoints.

Manufacturing and supply chain optimization

The complex relationships between different components are now easy to track in our new tool "node connections". This provides an intuitive representation of complex N-to-N relationships between datapoints, such as investor / investment relations.

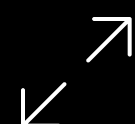
Marketing and consumer behavior analysis

Explore trends, patterns, and correlations, enhancing insights into consumer preferences.


Implementation




Onboarding and customization phase



Integration with existing systems and data sources



Training and support services



Assure clients of a seamless transition and ongoing assistance from our team